

# OMIH-SS-112D,300 ! PENDING OBSOLESCENCE



## OEG


TE Internal #: 8-1440000-3

TE Internal Description: OMIH-SS-112D,300

STD OEG Miniature PCB OJT Power Relays

[View on TE.com >](#)

Relays, Contactors & Switches > Relays > Power Relays > STD OEG Miniature PCB OJT Power Relays



Power Relay Type: **Standard**

Coil Magnetic System: **Monostable, DC**

Coil Power Rating Class: **600 – 800 mW**

Coil Power Rating DC: **720 mW**

Coil Resistance: **200  $\Omega$**

[All STD OEG Miniature PCB OJT Power Relays \(0\)](#)

## Features

### Product Type Features

Power Relay Type	Standard
------------------	----------

### Electrical Characteristics

Insulation Initial Dielectric Between Coil & Contact Class	4000 V
Insulation Initial Dielectric Between Open Contacts	1000 Vrms
Contact Limiting Making Current	16 A
Contact Limiting Short-Time Current	16 A
Contact Limiting Continuous Current	16 A
Insulation Creepage Class	5.5 – 8 mm
Insulation Initial Dielectric Between Contacts & Coil	5000 Vrms
Insulation Initial Resistance	1000 M $\Omega$
Insulation Creepage Between Contact & Coil	8 mm [.315 in]
Contact Limiting Breaking Current	16 A
Coil Magnetic System	Monostable, DC

Coil Power Rating Class	600 – 800 mW
-------------------------	--------------

Coil Power Rating DC	720 mW
----------------------	--------

Coil Resistance	200 $\Omega$
-----------------	--------------

Coil Special Features	UL Coil Insulation Class A
-----------------------	----------------------------

Coil Voltage Rating	12 VDC
---------------------	--------

Contact Switching Load (Min)	100mA @ 5V
------------------------------	------------

Contact Switching Voltage (Max)	30 VDC
---------------------------------	--------

Contact Voltage Rating	30 VDC
------------------------	--------

### Body Features

Insulation Special Features	10000V Initial Surge Withstand Voltage between Contacts & Coil
-----------------------------	--

Product Weight	13 g [.459 oz]
----------------	----------------

### Contact Features

Contact Arrangement	1 Form C (CO)
---------------------	---------------

Contact Current Class	10 – 20 A, 16 A
-----------------------	-----------------

Contact Current Rating (Max)	16 A
------------------------------	------

Contact Material	Ag
------------------	----

Contact Number of Poles	1
-------------------------	---

Relay Terminal Type	PCB-THT
---------------------	---------

### Mechanical Attachment

Relay Mounting Type	Printed Circuit Board
---------------------	-----------------------

### Dimensions

Length Class (Mechanical)	25 – 30 mm
---------------------------	------------

Insulation Clearance Class	5 – 8 mm
----------------------------	----------

Height Class (Mechanical)	20 – 25 mm
---------------------------	------------

Insulation Clearance Between Contact & Coil	5.5 mm [.217 in]
---	------------------

Width Class (Mechanical)	12 – 16 mm
--------------------------	------------

Product Width	12.8 mm [.504 in]
---------------	-------------------

Product Length	29.21 mm [1.15 in]
----------------	--------------------

Product Height	20.6 mm [.811 in]
----------------	-------------------

### Usage Conditions

Environmental Ambient Temperature Class	50 – 70 °C
---	------------

Environmental Ambient Temperature (Max)	60 °C [140 °F]
---	----------------

### Packaging Features

Packaging Method	Box & Carton
------------------	--------------

### Product Compliance




[For compliance documentation, visit the product page on TE.com>](#)

EU RoHS Directive 2011/65/EU	Compliant with Exemptions
EU ELV Directive 2000/53/EC	Compliant
China RoHS 2 Directive MIIT Order No 32, 2016	Restricted Materials Above Threshold
EU REACH Regulation (EC) No. 1907/2006	Current ECHA Candidate List: JUNE 2022 (224) Candidate List Declared Against: JAN 2018 (181) SVHC > Threshold: Not Yet Reviewed
Halogen Content	Not Low Halogen - contains Br or Cl > 900 ppm.
Solder Process Capability	Wave solder capable to 265°C

#### Product Compliance Disclaimer

This information is provided based on reasonable inquiry of our suppliers and represents our current actual knowledge based on the information they provided. This information is subject to change. The part numbers that TE has identified as EU RoHS compliant have a maximum concentration of 0.1% by weight in homogenous materials for lead, hexavalent chromium, mercury, PBB, PBDE, DBP, BBP, DEHP, DIBP, and 0.01% for cadmium, or qualify for an exemption to these limits as defined in the Annexes of Directive 2011/65/EU (RoHS2). Finished electrical and electronic equipment products will be CE marked as required by Directive 2011/65/EU. Components may not be CE marked. Additionally, the part numbers that TE has identified as EU ELV compliant have a maximum concentration of 0.1% by weight in homogenous materials for lead, hexavalent chromium, and mercury, and 0.01% for cadmium, or qualify for an exemption to these limits as defined in the Annexes of Directive 2000/53/EC (ELV). Regarding the REACH Regulations, TE's information on SVHC in articles for this part number is still based on the European Chemical Agency (ECHA) 'Guidance on requirements for substances in articles' (Version: 2, April 2011), applying the 0.1% weight on weight concentration threshold at the finished product level. TE is aware of the European Court of Justice ruling of September 10th, 2015 also known as O5A (Once An Article Always An Article) stating that, in case of 'complex object', the threshold for a SVHC must be applied to both the product as a whole and simultaneously to each of the articles forming part of its composition. TE has evaluated this ruling based on the new ECHA "Guidance on requirements for substances in articles" (June 2017, version 4.0) and will be updating its statements accordingly.

### Compatible Parts

 <p>TE Part # CAT-OE4-OM5 STD OEG Miniature PCB OJT Power Relays</p>	 <p>TE Part # 1721535-1 OMIH-SS-105D1,300</p>	 <p>TE Part # 1721535-4 OMIH-SS-112D1,300</p>
---	--	--



## Documents

### Product Drawings

[OMIH-SS-112D,300](#)

English

---

### CAD Files

[3D PDF](#)

3D

Customer View Model

[ENG\\_CVM\\_CVM\\_8-1440000-3\\_D3.2d\\_dxf.zip](#)

English

Customer View Model

[ENG\\_CVM\\_CVM\\_8-1440000-3\\_D3.3d\\_igs.zip](#)

English

Customer View Model

[ENG\\_CVM\\_CVM\\_8-1440000-3\\_D3.3d\\_stp.zip](#)

English

By downloading the CAD file I accept and agree to the [Terms and Conditions](#) of use.

---

### Product Specifications

[Definitions, Handling, Processing, Testing and Use of Relays](#)

English

[OMIH-SS-112D,000 300 Spec Sheet](#)

Japanese

---

### Product Environmental Compliance

[Product Compliance](#)

English

[Product Compliance](#)

English